

GT4 European Series

Result List Free Practice 1

Provisional



Nürburgring, Length: 3629 m

Air temperature: 23.4°C

Track temperature: 32.3°C

Weather condition: Dry

DMSB Reg. Nr.: 212/2015

Friday 14.8.2015 13:30

started : 17 classified : 17 not classified : 0

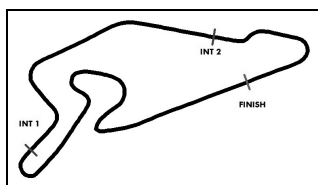
	Cl.	Drivers	Team	Car	Lap	Best Time	Gap	Diff	Kph	Day Time
1	1	PRO B.van Oranje/R.van der Ende	Ekris Motorsport	BMW M3 GT4	6	1:36.588			135,3	13:46:33
2	18	PRO P.Terting/C.Struwe	PROsport Performance	Porsche 981 GT4	5	1:36.792	0.204	0.204	135,0	13:39:46
3	8	PRO S.Knap/R.Servers	Ekris Motorsport	BMW M3 GT4	9	1:37.408	0.820	0.616	134,1	13:46:52
4	15	PRO P.Ebner/S.Halek	ZaWotec #sport	KTM X-Bow GT4	27	1:37.457	0.869	0.049	134,1	14:27:44
5	46	PRO S.Yoluc	Optimum Motorsport	Ginetta G50 GT4	5	1:37.740	1.152	0.283	133,7	13:38:48
6	69	PRO J.Beelen/M.Nooren	V8 Racing	Chevrolet Camaro GT4	24	1:38.670	2.082	0.930	132,4	14:23:37
7	96	PRO L.Braams/D.Huisman	V8 Racing	Chevrolet Camaro GT4	25	1:38.865	2.277	0.195	132,1	14:22:12
8	6	AM P.Lefterov	ASC Bulavto Racing	Lotus Evora GT4	29	1:38.933	2.345	0.068	132,1	14:26:18
9	28	AM D.Lackinger/J.Kasperlik	Allied Racing	BMW M3 GT4	4	1:39.271	2.683	0.338	131,6	13:36:58
10	90	AM J.Soderstrom/M.Lundstrom	Forenade Racing	BMW M3 GT4	28	1:39.757	3.169	0.486	131,0	14:27:21
11	21	AM H.Ricknaes	Ricknaes Motorsport	Porsche 911 GT4	26	1:40.028	3.440	0.271	130,6	14:27:22
12	66	AM T.Martinsson/O.Kroeger	Bald Eagle Racing	BMW M3 GT4	14	1:40.172	3.584	0.144	130,4	14:09:49
13	16	AM D.Uckermann	ZaWotec #sport	KTM X-Bow GT4	7	1:40.342	3.754	0.170	130,2	13:46:46
14	44	PRO M.Clutton/J.Witt	Chevron Cars	Chevron GT4	3	1:40.733	4.145	0.391	129,7	13:37:58
15	4	AM J.Viebahn	Las Moras Racing Team	BMW M3 GT4	6	1:41.851	5.263	1.118	128,3	13:47:24
16	71	PRO H.Still/T.Scheerbarth	Sofia Car Motorsport	Sin R1 GT4	15	1:41.957	5.369	0.106	128,1	14:17:44
17	11	AM S.Kuhs/P.van Oranje	Sofia Car Motorsport	Sin R1 GT4	16	1:48.710	12.122	6.753	120,2	14:29:48

Subject to final scrutineering!

Publications Time:

Clerk of the course:

Time Keeping:



GT4 European Series

Lap Analysis Free Practice 1

Provisional



Nürburgring, Length: 3629 m

Air temperature: 23.3°C

Track temperature: 32.4°C

Weather condition: Dry

DMSB Reg. Nr.: 212/2015

Friday 14.8.2015 13:30

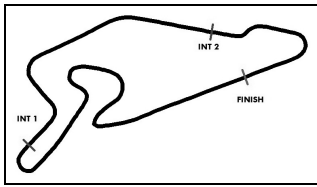
Lap	Time	SE1	SP1	SE2	SP2	SE3	SP3	Lap	Time	SE1	SP1	SE2	SP2	SE3	SP3
1 Bernhard van Oranje, NLD/ Ricardo van der Ende, NLD								theoretical besttime: 1:36.521							
1	8:27.834	7:37.570	113	25.629	207	24.635	169	16	1:41.288	51.014	118	25.249	218	25.025	169
2	1:38.024	49.887	117	24.677	217	23.460	168	17	1:51.699	51.271	119	25.012	219	35.416	
3	1:37.421	49.415	116	24.477	220	23.529	170	18	3:26.610	2:36.611	115	25.168	218	24.831	166
4	1:36.848	49.114	118	24.376	219	23.358	170	19	1:40.966	50.982	117	25.665	216	24.319	167
5	1:36.864	49.156	119	24.294	219	23.414	169	20	1:41.124	51.152	117	24.926	220	25.046	170
6	1:36.588	48.904	119	24.259	219	23.425	169	21	1:39.040	50.151	119	24.668	221	24.221	167
7	1:42.540	49.247	118	24.333	218	28.960		22	1:39.411	50.458	117	24.749	221	24.204	169
8	6:53.110	6:00.937	115	26.466	212	25.707	167	23	1:39.645	50.204	120	24.889	220	24.552	170
9	1:43.169	52.563	115	25.550	218	25.056	168	24	1:41.311	50.795	119	25.098	219	25.418	170
10	1:41.731	50.537	113	25.407	218	25.787	169	25	1:40.747	51.122	119	25.242	218	24.383	170
11	1:41.600	51.638	117	25.367	218	24.595	170	26	1:40.407	50.416	117	24.855	221	25.136	167
12	1:39.934	50.282	118	25.110	218	24.542	170	27	1:40.206	50.288	118	25.387	217	24.531	171
13	1:41.160	51.182	118	24.958	219	25.020	170	28	1:39.968	50.802	119	25.045	218	24.121	170
14	1:41.331	50.399	120	25.075	219	25.857	169								
15	1:41.179	50.892	119	24.993	216	25.294	169								

4 Joerg Viebahn, DEU ,								theoretical besttime: 1:40.085							
1	5:34.736	4:27.683	94	36.694	122	30.359	100	5	4:10.660	3:20.737	111	25.628	217	24.295	166
2	2:14.607	1:06.634	88	39.445	99	28.528	159	6	1:41.851	52.870	118	25.108	218	23.873	168
3	1:42.336	52.096	113	25.545	216	24.695	167	7	2:35.126	1:25.506	81	31.543	166	38.077	
4	1:59.778	51.135	117	25.077	219	43.566									

6 Pavel Lefterov, BUL ,								theoretical besttime: 1:38.556							
1	2:33.038	1:38.352	114	28.502	196	26.184		17	1:39.929	50.671	118	24.959	220	24.299	
2	1:50.125	56.663	117	28.289	192	25.173	170	18	1:39.941	50.552	119	25.002	222	24.387	
3	1:41.913	51.495	117	25.698	216	24.720		19	1:39.513	50.594	118	24.839	221	24.080	
4	1:42.654	51.081	117	26.000	138	25.573		20	1:39.409	50.644	117	24.804	220	23.961	
5	1:39.900	50.479	118	25.096	219	24.325	173	21	1:45.809	50.269	117	24.776	221	30.764	
6	1:40.059	50.777	117	25.106	221	24.176		22	4:32.678	3:43.429	118	25.075	219	24.174	
7	1:40.056	50.820	118	25.097	220	24.139		23	1:39.730	50.731	118	25.017	219	23.982	173
8	1:39.833	50.693	119	25.198	221	23.942		24	1:40.356	50.532	117	25.845	219	23.979	172
9	1:41.522	51.750	119	25.190	226	24.582		25	1:40.767	50.728	112	25.817	220	24.222	
10	1:49.637	50.599	117	25.343	220	33.695		26	1:40.084	51.062	119	24.983	221	24.039	
11	5:20.356	4:29.471	114	25.926	217	24.959		27	1:39.833	50.212	118	24.685	222	24.936	
12	1:41.608	50.842	118	25.577	218	25.189		28	1:39.186	50.308	119	25.048	219	23.830	
13	1:40.346	50.769	118	24.936	221	24.641	174	29	1:38.933	50.393	119	24.788	220	23.752	
14	1:40.640	51.180	118	25.096	219	24.364	172	30	1:40.940	50.119	119	24.947	218	25.874	173
15	1:39.748	50.454	119	24.948	220	24.346		31	1:39.129	50.343	119	24.856	220	23.930	
16	1:40.433	50.869	118	25.191	219	24.373		32	1:39.715	50.517	118	25.011	220	24.187	

8 Simon Knap, NLD/ Rob Servers, NLD								theoretical besttime: 1:37.328							
1	2:04.783	1:11.317	104	28.722	204	24.744	169	7	1:42.571	49.452	118	24.653	219	28.466	
2	1:39.710	50.748	118	24.956	218	24.006	171	8	3:15.083	2:26.536	118	24.755	218	23.792	170
3	1:39.206	50.038	120	25.196	213	23.972	170	9	1:37.408	49.258	119	24.505	220	23.645	171
4	1:38.216	49.829	118	24.717	218	23.670	171	10	1:37.589	49.391	118	24.633	219	23.565	171
5	1:37.655	49.485	119	24.527	221	23.643	170	11	2:25.081	56.578	84	40.751	92	47.752	
6	1:38.101	49.674	119	24.696	219	23.731	171								

11 Stephan Kuhs, DEU/ Pieter C. van Oranje, NLD								theoretical besttime: 1:41.417							
1	2:44.347	1:37.478	107	29.491	161	37.378		10	8:18.009	7:21.574	107	28.518	173	27.917	160
2	8:36.757	7:45.434	108	26.637	200	24.686	167	11	1:59.092	58.228	111	31.613	153	29.251	147
3	1:55.959	51.250	113	25.481	209	39.228		12	1:59.016	1:00.749	92	30.396	165	27.871	158
4	14:00.657	12:59.326	98	31.503	162	29.828	141	13	1:51.210	56.299	105	28.291	177	26.620	164
5	2:03.182	1:01.504	99	32.642	166	29.036	146	14	2:12.143	1:00.032	97	31.655	156	40.456	
6	1:56.182	58.638	104	30.011	179	27.533	143	15	3:48.126	2:50.771	99	30.262	175	27.093	157
7	1:52.874	57.463	103	28.622	185	26.789	155	16	1:48.710	55.543	104	27.379	193	25.788	163
8	1:51.468	56.589	111	28.638	182	26.241	156	17	1:49.599	55.699	106	27.440	187	26.460	164
9	2:50.472	55.806	110	28.203	187	1:26.463									



GT4 European Series

Lap Analysis Free Practice 1

Provisional



Nürburgring, Length: 3629 m

Air temperature: 23.3°C

Track temperature: 32.4°C

Weather condition: Dry

DMSB Reg. Nr.: 212/2015

Friday 14.8.2015 13:30

Lap	Time	SE1	SP1	SE2	SP2	SE3	SP3	Lap	Time	SE1	SP1	SE2	SP2	SE3	SP3
-----	------	-----	-----	-----	-----	-----	-----	-----	------	-----	-----	-----	-----	-----	-----

15 Peter Ebner, AUT/ Sascha Halek, AUT

theoretical besttime: 1:37.169

1	2:11.946	1:12.826	99	30.598	186	28.522	156	16	5:10.174	4:16.790	112	25.459	210	27.925	160
2	1:45.526	54.552	113	26.242	210	24.732	163	17	1:40.008	50.647	115	24.952	210	24.409	162
3	1:53.651	52.588	114	27.146	189	33.917		18	1:39.311	50.060	116	24.941	211	24.310	162
4	3:15.188	2:24.406	116	25.403	207	25.379	161	19	1:37.976	49.517	118	24.631	213	23.828	163
5	1:39.711	50.272	115	25.146	210	24.293	159	20	1:38.670	49.647	118	25.121	210	23.902	163
6	1:39.296	50.064	114	24.956	210	24.276	162	21	1:37.714	49.270	118	24.487	212	23.957	161
7	1:38.798	49.856	116	24.950	210	23.992	163	22	1:45.066	49.904	115	24.774	211	30.388	
8	1:39.190	50.248	115	24.896	212	24.046	162	23	6:15.718	5:24.890	117	25.781	206	25.047	161
9	1:39.056	50.289	115	24.660	212	24.107	162	24	1:37.893	49.626	116	24.416	209	23.851	163
10	1:45.543	49.874	117	24.915	212	30.754		25	1:38.169	49.341	118	24.457	213	24.371	163
11	3:47.310	2:53.224	108	27.211	202	26.875	158	26	1:37.609	49.221	117	24.327	210	24.061	163
12	1:44.530	52.648	111	25.970	208	25.912	160	27	1:37.457	49.432	117	24.401	210	23.624	163
13	1:41.124	50.756	116	25.358	189	25.010	161	28	1:37.883	49.736	115	24.526	210	23.621	163
14	1:39.663	50.083	115	25.041	211	24.539	163								
15	1:47.691	50.049	115	25.428	209	32.214									

16 Daniel Uckermann, DEU ,

theoretical besttime: 1:40.325

1	2:11.972	1:10.917	106	29.061	184	31.994	137	6	1:41.226	51.380	114	25.561	210	24.285	163
2	2:13.646	1:12.816	109	31.283	189	29.547	160	7	1:40.342	50.884	116	25.156	211	24.302	162
3	1:51.568	54.721	113	25.997	209	30.850		8	1:41.895	51.308	114	26.115	209	24.472	162
4	5:22.132	4:30.460	115	26.423	210	25.249	161	9	3:22.561	1:49.236	60	49.411	94	43.914	
5	1:46.048	55.107	115	25.913	208	25.028	161								

18 Peter Terting, DEU/ Carsten Struwe, DEU

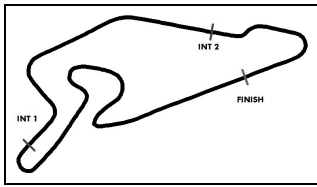
theoretical besttime: 1:36.668

1	2:08.973	1:15.215	117	27.259	201	26.499	166	14	1:42.119	50.713	116	25.575	213	25.831	165
2	1:50.799	53.233	115	24.961	218	32.605		15	1:40.127	50.459	111	25.206	214	24.462	166
3	2:33.222	1:44.637	119	24.821	217	23.764	170	16	1:40.757	51.349	115	25.202	214	24.206	165
4	1:37.053	49.247	119	24.419	218	23.387	169	17	1:41.317	50.773	110	25.704	214	24.840	166
5	1:36.792	49.152	119	24.263	217	23.377	169	18	1:49.225	51.377	115	25.304	212	32.544	
6	1:36.888	49.075	119	24.216	220	23.597	168	19	6:10.000	5:20.170	118	25.218	211	24.612	166
7	1:48.303	51.283	116	25.516	198	31.504		20	1:40.736	50.886	115	25.327	212	24.523	167
8	6:18.345	5:27.441	116	25.879	193	25.025	169	21	1:39.988	50.428	116	25.185	213	24.375	165
9	1:52.786	50.765	115	26.331	202	35.690		22	1:39.772	50.454	116	24.983	214	24.335	166
10	4:35.053	3:41.883	114	25.542	212	27.628	163	23	1:40.124	50.705	115	25.057	213	24.362	167
11	1:45.756	54.464	116	26.063	214	25.229	163	24	1:40.295	50.841	116	25.161	212	24.293	166
12	1:50.311	51.466	115	25.725	208	33.120									
13	7:53.032	6:58.606	115	25.512	210	28.914	165								

21 Hakan Ricknaes, SWE ,

theoretical besttime: 1:39.819

1	2:30.999	1:36.136	114	27.798	201	27.065	171	16	1:43.384	53.123	115	25.423	214	24.838	172
2	1:53.646	58.259	112	29.588	161	25.799	170	17	1:51.930	51.719	113	25.514	204	34.697	
3	1:43.850	52.990	115	26.238	211	24.622	171	18	6:41.331	5:42.853	114	25.103	217	33.375	
4	1:44.066	53.237	111	26.047	216	24.782	172	19	2:18.787	1:29.157	114	25.046	224	24.584	175
5	1:44.944	52.787	117	25.344	216	26.813	156	20	1:40.659	51.433	112	24.933	223	24.293	174
6	2:14.102	1:02.122	91	30.988	166	40.992		21	1:41.692	51.752	116	24.914	220	25.026	172
7	4:01.991	3:11.361	116	25.688	213	24.942	173	22	1:41.792	51.296	116	25.181	224	25.315	105
8	1:43.252	52.018	117	25.998	214	25.236	172	23	2:30.519	1:09.550	64	40.001	104	40.968	
9	1:42.422	52.781	118	25.073	221	24.568	167	24	3:51.069	3:02.077	114	24.811	224	24.181	175
10	1:54.255	57.577	99	29.234	191	27.444	168	25	1:40.845	51.158	116	25.077	221	24.610	174
11	1:49.707	54.045	114	28.863	184	26.799	172	26	1:40.028	50.827	115	24.977	225	24.224	171
12	1:45.501	52.524	115	26.984	196	25.993	170	27	1:41.536	52.217	114	25.098	223	24.221	177
13	1:45.200	52.295	113	27.554	187	25.351	172	28	1:40.373	51.125	117	24.826	223	24.422	174
14	1:44.277	52.537	114	26.381	194	25.359	173								
15	1:42.471	51.317	115	26.166	194	24.988	171								



GT4 European Series

Lap Analysis Free Practice 1

Provisional



Nürburgring, Length: 3629 m

Air temperature: 23.3°C

Track temperature: 32.4°C

Weather condition: Dry

DMSB Reg. Nr.: 212/2015

Friday 14.8.2015 13:30

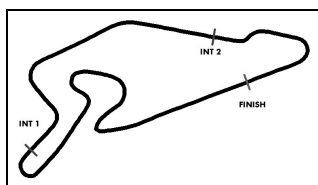
Lap	Time	SE1	SP1	SE2	SP2	SE3	SP3	Lap	Time	SE1	SP1	SE2	SP2	SE3	SP3
28 Dietmar Lackinger, AUT/ Jan Kasperlik, DEU								theoretical besttime: 1:38.738							
1	1:56.353	1:04.746	109	26.464	209	25.143	166	15	4:34.185	3:43.977	112	25.394	218	24.814	166
2	1:41.687	51.942	116	25.283	217	24.462	169	16	1:42.112	51.183	117	25.155	218	25.774	168
3	1:41.350	51.233	115	25.586	219	24.531	169	17	1:40.704	50.995	113	25.354	217	24.355	167
4	1:39.271	50.707	115	25.067	219	23.497	169	18	1:39.825	50.736	119	24.977	219	24.112	167
5	1:39.596	50.401	117	25.037	220	24.158	170	19	1:39.985	50.549	116	25.042	219	24.394	165
6	1:47.993	52.466	115	25.500	219	30.027		20	1:46.609	51.163	116	25.100	221	30.346	
7	5:00.295	4:11.453	113	25.020	219	23.822	169	21	4:52.161	4:02.772	112	25.201	218	24.188	167
8	1:39.534	50.622	116	24.920	221	23.992	170	22	1:39.735	50.570	116	25.056	219	24.109	168
9	1:39.999	51.021	117	24.840	220	24.138	169	23	1:39.875	50.780	116	25.068	219	24.027	168
10	1:52.008	51.530	113	28.639	178	31.839		24	1:41.091	51.137	115	25.010	221	24.944	169
11	5:09.700	4:18.453	114	25.563	219	25.684	168	25	1:40.120	50.561	115	25.045	221	24.514	169
12	1:41.990	51.358	113	25.220	217	25.412	168	26	1:40.568	51.057	115	25.144	220	24.367	168
13	1:43.612	51.303	115	27.067	217	25.242	169	27	1:40.123	50.841	115	25.019	219	24.263	168
14	1:48.134	51.616	116	25.118	219	31.400									

44 Marcus Clutton, GBR/ Jordan Witt, GBR								theoretical besttime: 1:40.507							
1	2:49.932	1:46.098	98	29.390	192	34.444		4	1:41.691	52.529	118	24.959	215	24.203	167
2	3:28.209	2:36.072	113	26.739	202	25.398	167	5	1:54.377	52.779	113	26.567	181	35.031	
3	1:40.733	51.377	118	25.185	218	24.171	169								

46 Salih Yoluc, TUR								theoretical besttime: 1:37.740							
1	2:09.336	1:14.761	115	28.133	154	26.442	163	15	1:46.724	53.551	114	25.875	207	27.298	165
2	1:42.801	53.246	117	25.566	209	23.989	165	16	1:44.324	53.364	115	25.853	207	25.107	164
3	1:39.292	50.495	119	24.947	210	23.850	166	17	1:42.722	52.158	116	25.557	208	25.007	164
4	1:38.887	50.497	119	24.761	210	23.629	166	18	1:43.191	52.460	115	25.473	208	25.258	165
5	1:37.740	49.602	119	24.519	212	23.619	167	19	1:42.572	52.170	117	25.632	209	24.770	165
6	1:43.950	49.660	121	24.750	211	29.540		20	1:43.487	51.570	116	26.965	205	24.952	164
7	4:34.013	3:41.393	105	26.309	196	26.311	157	21	1:41.210	51.423	113	25.240	208	24.547	166
8	1:45.802	53.935	114	26.021	199	25.846	157	22	1:41.524	51.484	116	25.095	207	24.945	166
9	1:46.435	54.206	113	26.437	201	25.792	158	23	1:42.797	51.963	117	25.248	208	25.586	166
10	2:18.305	53.676	113	43.022	179	41.607		24	1:40.791	50.804	116	25.177	206	24.810	166
11	12:21.477	11:13.515	99	37.624	137	30.338	123	25	1:44.390	52.018	114	27.617	201	24.755	163
12	2:06.097	1:04.671	103	33.354	187	28.072	156	26	1:39.983	50.802	116	24.787	207	24.394	167
13	1:49.414	55.600	111	27.008	199	26.806	157	27	1:41.419	51.108	116	25.154	207	25.157	166
14	1:47.755	54.379	112	27.207	188	26.169	162								

66 Thomas Martinsson, SWE/ Oskar Kroeger, SWE								theoretical besttime: 1:39.593							
1	5:24.056	4:20.047	86	34.717	167	29.292	152	14	1:40.172	50.396	118	24.967	218	24.809	167
2	1:55.863	59.109	113	29.101	184	27.653	160	15	1:40.341	50.605	118	25.119	216	24.617	166
3	1:54.854	58.186	111	28.226	198	28.442	165	16	1:45.761	50.273	119	24.922	218	30.566	
4	2:15.321	58.673	109	28.189	199	48.459		17	4:18.026	3:24.144	112	27.389	208	26.493	164
5	4:18.019	3:18.396	108	32.603	183	27.020	163	18	1:52.043	57.518	106	28.602	206	25.923	167
6	1:52.084	56.213	108	29.281	196	26.590	163	19	1:48.233	54.226	110	28.321	199	25.686	166
7	2:16.998	56.847	107	32.415	119	47.736		20	1:48.482	53.355	114	27.013	207	28.114	167
8	6:41.602	5:41.994	102	30.982	153	28.626	159	21	1:46.660	53.618	110	26.553	212	26.489	168
9	1:47.925	56.308	114	25.762	212	25.855	166	22	1:46.666	54.777	113	26.476	216	25.413	168
10	1:42.442	51.396	114	25.574	213	25.472	166	23	1:46.364	54.343	112	26.564	214	25.457	167
11	1:40.932	51.303	115	25.231	214	24.398	166	24	1:47.100	54.314	116	26.206	213	26.580	166
12	1:48.816	50.358	116	25.160	216	33.298									
13	4:30.854	3:40.505	110	25.363	217	24.986	166								

69 Jelle Beelen, NLD/ Marcel Nooren, NLD								theoretical besttime: 1:38.110							
1	2:11.985	1:16.335	104	28.279	177	27.371	163	15	1:39.518	50.638	117	24.775	219	24.105	168
2	1:44.329	53.606	114	26.081	216	24.642	167	16	1:40.206	50.124	116	24.919	198	25.163	170
3	1:44.602	53.077	115	26.617	207	24.908	166	17	1:40.041	50.233	115	25.319	219	24.489	170
4	1:52.019	52.676	117	25.392	214	33.951		18	1:38.884	49.840	117	24.807	219	24.237	169
5	3:05.936	2:16.702	116	25.336	217	23.898	169	19	1:43.198	50.054	118	24.797	219	28.347	
6	1:40.142	51.299	115	24.981	216	23.862	169	20	4:30.701	3:41.307	117	24.951	218	24.443	169



GT4 European Series

Lap Analysis Free Practice 1

Provisional



Nürburgring, Length: 3629 m

Air temperature: 23.3°C

Track temperature: 32.4°C

Weather condition: Dry

DMSB Reg. Nr.: 212/2015

Friday 14.8.2015 13:30

Lap	Time	SE1	SP1	SE2	SP2	SE3	SP3	Lap	Time	SE1	SP1	SE2	SP2	SE3	SP3
7	1:40.448	50.839	116	25.303	215	24.306	169	21	1:39.143	50.137	116	24.874	218	24.132	169
8	1:39.873	51.172	119	25.093	217	23.608	168	22	1:39.226	50.404	118	24.770	218	24.052	170
9	1:39.518	50.472	116	24.950	218	24.096	168	23	1:39.474	50.134	117	24.752	219	24.588	171
10	1:39.777	50.631	119	24.865	218	24.281	169	24	1:38.670	49.895	117	24.662	218	24.113	169
11	2:01.074	55.287	109	29.063	170	36.724		25	1:38.853	50.086	115	24.784	218	23.983	170
12	9:46.918	8:53.132	102	27.364	210	26.422	168	26	1:39.462	50.593	117	24.804	218	24.065	170
13	1:42.213	51.790	116	25.714	216	24.709	168	27	1:39.059	50.183	117	24.837	219	24.039	170
14	1:40.012	50.651	116	25.004	218	24.357	168								

71 Hendrik Still, DEU/ Tim Franz Scheerbarth, DEU

theoretical besttime: 1:40.311

1	2:42.845	1:33.451	106	28.514	192	40.880	161	11	1:42.600	52.264	112	25.366	220	24.970	166
2	1:49.936	55.782	111	28.308	191	25.846	163	12	1:42.004	51.896	113	25.314	217	24.794	165
3	1:46.395	54.119	109	26.439	208	25.837	164	13	1:45.616	54.959	113	25.795	217	24.862	166
4	2:00.986	53.071	114	28.728	152	39.187		14	1:42.091	52.123	114	25.294	216	24.674	166
5	18:02.269	17:06.336	111	29.136	147	26.797	164	15	1:41.957	51.682	111	25.304	218	24.971	170
6	1:46.156	53.651	112	26.860	200	25.645	165	16	1:50.508	52.369	110	25.949	213	32.190	
7	1:54.762	53.160	111	26.157	210	35.445		17	4:20.181	3:30.451	115	25.380	211	24.350	167
8	5:35.770	4:43.413	107	26.561	212	25.796	162	18	1:43.761	51.053	113	24.908	218	27.800	170
9	1:46.374	53.223	107	25.873	187	27.278	164	19	1:43.351	51.521	115	24.976	219	26.854	166
10	1:44.318	52.226	112	26.899	216	25.193	166	20	1:53.579	54.204	113	25.752	217	33.623	

90 Joakim Soderstrom, SWE/ Milton Lundstrom, SWE

theoretical besttime: 1:39.569

1	2:07.781	1:12.051	106	29.008	200	26.722	165	17	1:42.365	52.298	117	25.178	217	24.889	168
2	1:47.030	55.454	112	26.133	212	25.443	166	18	1:41.694	51.751	116	25.165	217	24.778	167
3	1:48.041	54.003	112	28.001	203	26.037	165	19	1:40.684	51.040	116	24.926	219	24.718	168
4	1:46.761	54.749	113	26.851	211	25.161	167	20	1:41.441	50.846	119	26.036	204	24.559	168
5	1:43.801	52.676	115	26.012	216	25.113	167	21	1:40.834	51.020	113	25.178	218	24.636	168
6	1:42.859	52.840	115	25.451	217	24.568	168	22	1:40.661	51.175	115	24.909	218	24.577	169
7	1:50.226	52.011	116	25.500	218	32.715		23	1:40.105	50.725	117	24.941	217	24.439	168
8	4:18.175	3:27.940	115	25.740	216	24.495	167	24	1:40.071	50.770	116	24.951	218	24.350	168
9	1:42.657	53.108	118	25.175	218	24.374	167	25	1:54.962	52.534	110	25.124	218	37.304	
10	1:50.484	51.906	111	30.631	145	27.947	164	26	3:49.161	2:59.281	116	24.994	218	24.886	169
11	1:50.087	54.322	110	27.922	203	27.843	166	27	1:40.985	51.259	108	25.148	219	24.578	168
12	1:46.499	52.644	115	27.544	197	26.311	168	28	1:39.757	50.513	116	24.706	221	24.538	166
13	1:44.650	51.758	114	26.564	205	26.328	166	29	1:40.374	51.035	116	24.853	220	24.486	170
14	1:52.929	51.624	115	26.683	208	34.622		30	1:41.949	52.349	116	24.846	219	24.754	169
15	5:12.241	4:14.574	100	30.300	185	27.367	165								
16	1:44.846	53.998	115	25.447	217	25.401	168								

96 Luc Braams, NLD/ Duncan Huisman, NLD

theoretical besttime: 1:38.018

1	2:21.042	1:23.351	103	30.112	181	27.579	165	16	1:41.316	51.544	110	25.316	222	24.456	170
2	1:57.771	55.792	113	27.345	203	34.634		17	1:40.666	50.840	112	25.162	223	24.664	165
3	3:09.908	2:18.175	114	26.542	211	25.191	168	18	1:53.854	52.020	108	25.549	192	36.285	
4	1:43.828	52.756	107	25.810	219	25.262	171	19	4:45.793	3:54.115	109	26.509	209	25.169	169
5	1:44.869	54.723	110	25.453	221	24.693	169	20	1:40.632	51.941	111	25.542	220	23.149	171
6	1:41.445	51.784	110	25.234	222	24.427	171	21	1:40.490	50.982	103	25.130	220	24.378	170
7	1:48.191	57.464	105	25.522	221	25.205	171	22	1:40.699	50.737	111	25.643	220	24.319	169
8	1:43.057	51.749	114	25.491	222	25.817	171	23	1:40.723	51.172	119	24.858	222	24.693	170
9	1:40.746	51.264	115	25.170	222	24.312	170	24	1:41.523	51.493	107	25.545	220	24.485	172
10	1:43.201	52.842	114	25.833	215	24.526	172	25	1:38.865	50.264	111	24.605	221	23.996	171
11	1:56.935	51.663	111	27.503	187	37.769		26	1:40.119	50.778	116	24.927	219	24.414	172
12	5:34.382	4:43.190	105	26.070	214	25.122	170	27	1:40.049	50.940	110	24.703	223	24.406	172
13	1:41.260	51.437	106	25.285	222	24.538	171	28	1:39.942	50.708	114	24.804	223	24.430	171
14	1:39.757	51.231	114	25.095	222	23.431	172	29	1:45.182	50.406	113	24.705	223	30.071	
15	1:41.768	51.212	114	25.246	222	25.310	171								