

# GT4 European Series

## Result List Race 2

Provisional



Nürburgring, Length: 3629 m

Air temperature: 11.2°C

Track temperature: 12.7°C

Weather condition: Wet

**DMSB** Reg. Nr.: 212/2015

Sunday 16.8.2015 16:25

started : 13      classified : 13      not classified : 0

	Cl.	Drivers	Team	Car	Laps	Total Time	Gap	Kph	Lap	Time	Kph	
1	6	AM	<b>P.Lefterov</b>	ASC Bulavto Racing	Lotus Evora GT4	28	<b>52:26.357</b>		116,3	21	1:47.017	122,1
2	18	PRO	<b>P.Terting</b> /C.Struwe	PROsport Performance	Porsche 981 GT4	28	<b>52:32.215</b>	5.858	116,0	13	1:46.340	122,9
3	96	PRO	<b>D.Huisman</b> /L.Braams	V8 Racing	Chevrolet Camaro GT4	28	<b>52:47.363</b>	21.006	115,5	14	1:47.099	122,0
4	8	PRO	<b>S.Knap</b> /R.Severs	Ekris Motorsport	BMW M3 GT4	28	<b>52:47.587</b>	21.230	115,5	8	1:48.006	121,0
5	16	AM	<b>D.Uckermann</b>	ZaWotec #sport	KTM X-Bow GT4	28	<b>52:51.242</b>	24.885	115,4	22	1:48.138	120,8
6	1	PRO	<b>R.van der Ende</b> /B.van Oranje	Ekris Motorsport	BMW M3 GT4	28	<b>52:52.291</b>	25.934	115,3	8	1:47.400	121,6
7	15	PRO	<b>S.Halek</b> /P.Ebner	ZaWotec #sport	KTM X-Bow GT4	28	<b>52:52.495</b>	26.138	115,3	27	1:47.349	121,7
8	44	PRO	<b>J.Witt</b> /M.Clutton	Chevron Cars	Chevron GT4	28	<b>53:06.664</b>	40.307	114,8	12	1:47.991	121,0
9	4	PRO	<b>J.Viebahn</b>	Las Moras Racing Team	BMW M3 GT4	28	<b>53:18.007</b>	51.650	114,4	28	1:48.783	120,1
10	69	PRO	<b>J.Beelen</b> /M.Nooren	V8 Racing	Chevrolet Camaro GT4	28	<b>53:24.336</b>	57.979	114,2	12	1:49.224	119,6
11	90	AM	<b>M.Lundstrom</b> /J.Soderstrom	Forenade Racing	BMW M3 GT4	28	<b>53:37.637</b>	1:11.280	113,7	9	1:49.749	119,0
12	21	AM	<b>H.Ricknaes</b>	Ricknaes Motorsport	Porsche 911 GT4	28	<b>53:51.573</b>	1:25.216	113,2	14	1:47.365	121,7
13	66	AM	<b>O.Kroeger</b> /T.Martinsson	Bald Eagle Racing	BMW M3 GT4	28	<b>53:52.415</b>	1:26.058	113,2	12	1:48.419	120,5

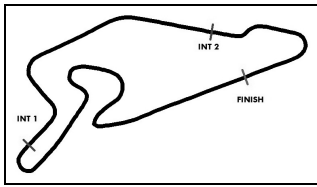
*Fastest lap of the race. Car 18 driver Terting on lap 13. Time 1:46.340, average speed 122,9 km/h.*

**Subject to final scrutineering!**

Publications Time:

Clerk of the course:

Time Keeping:



# GT4 European Series

## Lap Analysis Race 2

Provisional



Nürburgring, Length: 3629 m

Air temperature: 11.2°C

Track temperature: 12.7°C

Weather condition: Wet

**DMSB** Reg. Nr.: 212/2015

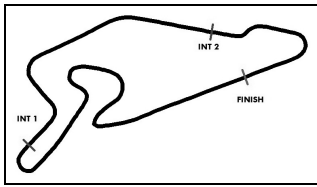
Sunday 16.8.2015 16:25

Lap	Time	SE1	SP1	SE2	SP2	SE3	SP3	Lap	Time	SE1	SP1	SE2	SP2	SE3	SP3
<b>1 Ricardo van der Ende, NLD/ Bernhard van Oranje, NLD</b>								<b>theoretical besttime: 1:46.939</b>							
1	1:54.232	59.819	102	27.578	215	26.835	164	16	1:52.515	54.631	112	27.222	215	30.662	
2	1:49.154	55.894	109	27.181	215	26.079	167	17	3:26.065	2:31.137	107	27.915	207	27.013	162
3	1:48.733	55.119	111	27.215	215	26.399	166	18	1:52.334	57.256	97	28.273	212	26.805	166
4	1:48.241	54.630	110	27.383	215	26.228	165	19	1:50.611	56.279	109	27.634	214	26.698	166
5	1:48.473	54.864	110	27.426	214	26.183	166	20	1:55.511	1:00.964	109	27.615	215	26.932	165
6	1:48.427	54.666	111	27.670	214	26.091	166	21	1:51.163	56.115	104	28.054	212	26.994	165
7	1:48.014	54.372	109	27.517	214	26.125	167	22	1:50.513	56.138	105	27.875	214	26.500	165
8	<b>1:47.400</b>	54.340	<b>113</b>	27.057	215	26.003	166	23	1:49.834	55.608	109	27.536	214	26.690	166
9	1:48.149	54.834	111	27.378	214	<b>25.937</b>	167	24	1:51.022	56.063	106	27.798	214	27.161	164
10	1:48.576	54.446	112	27.537	213	26.593	165	25	1:51.237	56.533	109	27.663	214	27.041	164
11	1:49.492	54.926	108	27.570	215	26.996	167	26	1:50.641	56.436	105	27.536	215	26.669	167
12	1:48.934	55.169	111	27.279	216	26.486	<b>168</b>	27	1:49.909	55.146	107	27.590	209	27.173	164
13	1:47.607	54.574	112	<b>27.046</b>	215	25.987	167	28	1:50.561	56.082	109	27.483	216	26.996	161
14	1:47.537	54.464	113	27.061	<b>216</b>	26.012	168								
15	1:47.406	<b>53.956</b>	111	27.154	215	26.296	166								

<b>4 Joerg Viebahn, DEU ,</b>								<b>theoretical besttime: 1:48.528</b>							
1	1:59.837	1:03.810	100	27.693	<b>217</b>	28.334	162	15	1:49.738	55.405	104	27.828	214	26.505	163
2	2:03.019	1:08.056	<b>119</b>	27.888	215	27.075	163	16	1:54.944	55.901	102	27.784	215	31.259	
3	1:51.539	57.005	99	27.780	215	26.754	162	17	3:15.080	2:21.291	100	27.571	215	26.218	163
4	1:51.017	56.779	105	27.668	214	26.570	161	18	1:50.183	56.024	102	27.591	216	26.568	163
5	1:50.344	55.877	107	27.867	210	26.600	162	19	1:49.534	55.451	107	27.581	215	26.502	164
6	1:50.425	56.538	106	27.406	215	26.481	166	20	1:48.894	55.255	105	27.385	216	26.254	163
7	1:49.391	55.488	110	<b>27.249</b>	216	26.654	<b>166</b>	21	1:49.166	55.148	107	27.578	216	26.440	166
8	1:50.096	56.405	103	27.275	216	26.416	164	22	1:50.260	55.443	105	27.608	216	27.209	165
9	1:50.318	56.206	105	27.612	215	26.500	165	23	1:50.232	56.052	108	27.594	216	26.586	165
10	1:50.763	56.203	104	27.546	215	27.014	162	24	1:49.316	55.591	106	27.521	216	<b>26.204</b>	165
11	1:50.339	55.832	105	27.577	215	26.930	163	25	1:49.886	55.853	100	27.703	214	26.330	164
12	1:50.357	55.816	103	27.783	214	26.758	163	26	1:50.709	55.768	102	27.522	214	27.419	164
13	1:49.438	55.532	102	27.374	216	26.532	164	27	1:49.016	55.281	111	27.382	216	26.353	165
14	1:55.383	1:00.800	111	27.870	214	26.713	161	<b>28</b>	<b>1:48.783</b>	<b>55.075</b>	105	27.378	216	26.330	166

<b>6 Pavel Lefterov, BUL ,</b>								<b>theoretical besttime: 1:46.832</b>							
1	1:59.020	1:03.296	110	27.908	215	27.816		16	1:48.351	54.818	111	27.273	215	26.260	
2	1:49.831	56.041	105	27.598	215	26.192	169	17	1:48.772	54.614	110	27.596	215	26.562	
3	1:50.039	56.377	108	27.405	214	26.257	166	18	1:48.406	55.291	111	27.236	215	25.879	
4	1:49.115	55.544	110	27.468	215	26.103		19	1:47.721	54.477	111	27.116	216	26.128	
5	1:48.509	55.173	109	27.289	215	26.047		20	1:47.666	54.595	111	27.082	215	25.989	
6	1:48.486	55.261	112	27.319	216	25.906		<b>21</b>	<b>1:47.017</b>	54.358	111	<b>26.962</b>	215	<b>25.697</b>	
7	1:48.539	55.296	111	27.243	<b>216</b>	26.000		22	1:47.343	54.610	<b>113</b>	27.004	215	25.729	
8	1:48.675	55.004	111	27.502	216	26.169		23	1:47.332	<b>54.173</b>	<b>113</b>	27.265	215	25.894	
9	1:48.287	55.038	110	27.390	216	25.859		24	1:48.543	55.023	111	27.300	214	26.220	
10	1:48.401	55.126	113	27.243	215	26.032		25	1:47.355	54.635	111	26.995	215	25.725	
11	1:47.977	54.995	108	27.253	215	25.729	171	26	1:49.507	55.598	108	27.401	216	26.508	
12	1:54.022	54.941	109	27.208	215	31.873		27	1:51.611	56.519	111	27.804	201	27.288	
13	3:15.825	2:22.598	109	27.316	215	25.911	171	28	1:54.667	56.314	112	28.216	196	30.137	
14	1:47.436	54.497	111	27.159	215	25.780									
15	1:47.904	54.889	112	27.220	215	25.795	<b>171</b>								

<b>8 Simon Knap, NLD/ Rob Severs, NLD</b>								<b>theoretical besttime: 1:47.650</b>							
1	1:55.610	1:01.335	112	27.567	<b>217</b>	26.708	168	16	3:18.691	2:23.538	107	28.250	204	26.903	165
2	1:49.753	55.651	112	27.730	211	26.372	<b>169</b>	17	1:52.006	56.847	106	28.014	207	27.145	164
3	1:48.495	54.996	113	<b>26.881</b>	217	26.618	168	18	1:50.984	56.130	107	27.879	211	26.975	165
4	1:51.593	55.901	112	26.921	216	28.771	159	19	1:50.706	56.192	104	27.768	213	26.746	166
5	1:48.786	55.058	<b>114</b>	27.202	216	26.526	167	20	1:50.921	56.258	107	27.762	209	26.901	166
6	1:48.267	54.922	113	26.981	216	26.364	168	21	1:50.466	56.288	106	27.608	213	26.570	166
7	1:48.382	54.923	111	27.112	216	26.347	169	22	1:49.864	55.904	105	27.607	215	26.353	166
8	<b>1:48.006</b>	<b>54.527</b>	112	27.148	215	26.331	167	23	1:49.322	55.403	109	27.473	216	26.446	166
9	1:48.176	54.538	112	27.165	215	26.473	168	24	1:49.963	55.868	111	27.382	216	26.713	168



# GT4 European Series

## Lap Analysis Race 2

Provisional



Nürburgring, Length: 3629 m

Air temperature: 11.2°C

Track temperature: 12.7°C

Weather condition: Wet

**DMSB** Reg. Nr.: 212/2015

Sunday 16.8.2015 16:25

Lap	Time	SE1	SP1	SE2	SP2	SE3	SP3	Lap	Time	SE1	SP1	SE2	SP2	SE3	SP3
10	1:48.240	54.763	109	27.106	216	26.371	168	25	1:49.649	55.492	109	27.554	216	26.603	164
11	1:48.154	54.702	112	27.210	216	<b>26.242</b>	167	26	1:50.004	55.850	107	27.469	217	26.685	164
12	1:48.422	54.996	112	27.120	216	26.306	167	27	1:51.697	55.789	109	27.790	217	28.118	163
13	1:48.379	54.858	114	27.022	216	26.499	168	28	1:51.881	57.374	105	27.687	217	26.820	165
14	1:48.247	54.742	113	27.107	216	26.398	166								
15	1:52.923	54.865	112	26.943	216	31.115									

### 15 Sascha Halek, AUT/ Peter Ebner, AUT

**theoretical besttime: 1:46.924**

1	2:17.852	1:22.385	104	28.437	206	27.030	156	16	1:50.376	55.620	102	27.599	214	27.157	157
2	1:49.727	55.557	<b>113</b>	27.740	211	26.430	158	17	1:50.223	56.222	105	27.125	212	26.876	158
3	1:49.859	55.700	110	27.581	210	26.578	157	18	1:48.718	54.762	110	27.198	210	26.758	156
4	1:49.489	55.548	110	27.691	209	26.250	158	19	1:48.921	55.236	107	26.821	212	26.864	157
5	1:49.284	55.383	110	27.745	210	26.156	159	20	1:48.962	55.450	104	26.836	212	26.676	160
6	1:48.893	55.354	111	27.444	210	26.095	158	21	1:49.161	55.402	103	27.044	211	26.715	161
7	1:48.323	55.177	110	27.282	210	25.864	159	22	1:48.739	55.339	107	26.846	211	26.554	159
8	1:48.479	55.015	108	27.392	211	26.072	159	23	1:47.698	54.411	111	26.898	211	26.389	161
9	1:48.002	54.838	109	27.331	210	<b>25.833</b>	159	24	1:48.153	54.437	110	26.977	211	26.739	159
10	1:48.630	54.703	105	27.559	207	26.368	159	25	1:47.917	54.807	109	27.014	211	26.096	161
11	1:50.121	55.506	111	27.714	211	26.901	158	26	1:47.465	<b>54.349</b>	111	26.891	211	26.225	159
12	1:54.946	55.184	108	27.812	210	31.950		<b>27</b>	<b>1:47.349</b>	54.525	111	<b>26.742</b>	212	26.082	160
13	3:17.434	2:22.330	107	27.936	209	27.168	160	28	1:48.640	55.105	100	26.743	<b>214</b>	26.792	159
14	1:49.857	55.906	107	27.377	211	26.574	<b>162</b>								
15	1:49.277	54.888	107	27.338	212	27.051	158								

### 16 Daniel Uckermann, DEU ,

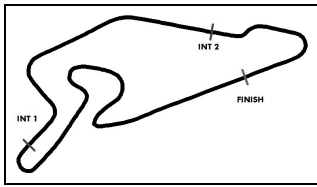
**theoretical besttime: 1:47.825**

1	2:00.876	1:04.121	95	28.853	209	27.902	156	16	1:49.074	55.199	109	27.561	209	26.314	163
2	1:52.051	56.965	105	27.978	208	27.108	159	17	1:48.686	55.092	108	27.507	208	26.087	161
3	1:50.732	55.740	108	27.966	208	27.026	160	18	1:48.449	<b>54.459</b>	<b>113</b>	27.535	209	26.455	162
4	1:49.870	55.329	109	27.830	208	26.711	162	19	1:48.620	54.947	109	27.350	210	26.323	161
5	1:49.821	55.581	106	27.672	209	26.568	160	20	1:48.985	55.075	109	27.528	209	26.382	161
6	1:49.583	55.282	108	27.649	209	26.652	161	21	1:48.663	54.765	110	27.579	209	26.319	162
7	1:49.775	55.576	106	27.555	210	26.644	162	<b>22</b>	<b>1:48.138</b>	54.695	112	27.406	210	<b>26.037</b>	<b>163</b>
8	1:48.893	54.735	102	27.723	209	26.435	162	23	1:50.305	55.422	111	28.005	210	26.878	162
9	1:49.618	55.394	108	27.694	209	26.530	161	24	1:50.155	55.531	93	27.862	<b>210</b>	26.762	161
10	1:49.656	55.242	110	27.549	209	26.865	161	25	1:49.261	55.079	110	27.424	209	26.758	162
11	1:49.367	55.135	109	27.593	209	26.639	161	26	1:48.172	54.668	109	27.431	209	26.073	162
12	1:49.387	55.204	109	27.765	209	26.418	162	27	1:53.263	58.149	87	28.420	209	26.694	162
13	1:48.376	54.712	110	<b>27.329</b>	210	26.335	161	28	1:50.233	55.310	110	27.991	209	26.932	159
14	1:54.640	54.700	106	27.740	209	32.200									
15	3:16.593	2:21.740	109	28.182	208	26.671	162								

### 18 Peter Terting, DEU/ Carsten Struwe, DEU

**theoretical besttime: 1:46.169**

1	1:52.576	59.535	112	26.981	213	26.060	169	16	3:19.260	2:23.762	106	28.339	209	27.159	163
2	1:46.544	<b>53.681</b>	117	26.882	214	25.981	168	17	1:52.529	57.310	109	28.038	212	27.181	161
3	1:46.702	53.810	116	26.838	213	26.054	168	18	1:52.713	57.179	105	28.278	212	27.256	163
4	1:46.876	54.124	114	26.779	214	25.973	169	19	1:52.270	57.127	108	28.053	210	27.090	164
5	1:46.481	53.825	116	<b>26.663</b>	214	25.993	168	20	1:51.054	56.466	109	27.951	211	26.637	164
6	1:46.687	53.688	116	26.809	214	26.190	168	21	1:51.325	56.789	110	27.936	209	26.600	163
7	1:46.857	53.985	116	26.896	213	25.976	168	22	1:51.225	56.419	108	28.167	205	26.639	164
8	1:46.908	54.013	117	26.836	214	26.059	169	23	1:51.760	56.774	107	28.234	207	26.752	164
9	1:46.506	53.795	<b>117</b>	26.836	214	25.875	169	24	1:51.906	57.076	109	28.111	208	26.719	166
10	1:46.539	53.834	117	26.835	214	25.870	169	25	1:51.460	56.333	107	28.500	206	26.627	166
11	1:46.524	53.787	115	26.814	<b>214</b>	25.923	<b>169</b>	26	1:51.695	56.215	109	28.413	203	27.067	166
12	1:46.725	53.987	117	26.762	214	25.976	169	27	1:51.428	56.223	106	28.364	208	26.841	165
13	<b>1:46.340</b>	53.724	116	26.791	214	<b>25.825</b>	168	28	1:52.515	56.986	105	28.417	207	27.112	163
14	1:46.603	53.891	115	26.679	214	26.033	169								
15	1:52.207	53.858	117	26.891	214	31.458									



# GT4 European Series

## Lap Analysis Race 2

Provisional



Nürburgring, Length: 3629 m

Air temperature: 11.2°C

Track temperature: 12.7°C

Weather condition: Wet

**DMSB** Reg. Nr.: 212/2015

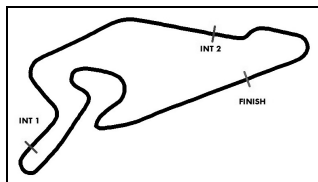
Sunday 16.8.2015 16:25

Lap	Time	SE1	SP1	SE2	SP2	SE3	SP3	Lap	Time	SE1	SP1	SE2	SP2	SE3	SP3
<b>21</b>	Hakan Ricknaes, SWE ,							<b>theoretical besttime: 1:47.365</b>							
1	2:02.321	1:05.825	95	29.232	185	27.264	166	15	1:53.144	58.031	107	28.301	204	26.812	168
2	2:35.107	58.667	105	50.406	206	46.034	166	16	1:50.024	56.177	109	27.445	211	26.402	169
3	1:51.203	56.430	109	27.985	207	26.788	169	17	1:48.129	54.769	105	27.123	212	26.237	169
4	1:50.564	55.506	109	28.050	208	27.008	166	18	1:49.946	55.685	108	27.508	208	26.753	169
5	1:49.826	55.555	108	27.733	205	26.538	169	19	1:48.957	55.194	110	27.226	209	26.537	169
6	1:49.919	55.708	110	27.624	208	26.587	168	20	1:49.564	56.053	110	27.247	209	26.264	168
7	1:50.414	55.725	105	28.122	201	26.567	168	21	1:51.396	57.626	109	27.385	209	26.385	169
8	1:50.036	55.362	110	28.102	203	26.572	169	22	1:48.781	55.220	110	27.361	211	26.200	170
9	1:56.691	55.205	112	27.771	207	33.715	169	23	1:48.412	55.057	112	27.115	208	26.240	169
10	1:50.794	56.359	109	27.819	207	26.616	169	24	1:48.236	54.586	108	27.219	211	26.431	168
11	1:49.441	55.561	107	27.399	211	26.481	168	25	1:48.588	55.205	111	27.136	213	26.247	169
12	1:56.938	55.567	<b>113</b>	28.007	206	33.364		26	1:49.145	55.498	109	27.186	210	26.461	169
13	3:16.863	2:22.527	103	27.896	208	26.440	168	27	1:48.751	54.998	107	27.587	213	26.166	<b>172</b>
14	<b>1:47.365</b>	<b>54.309</b>	108	<b>26.948</b>	<b>216</b>	<b>26.108</b>	168	28	1:51.018	55.647	112	28.315	211	27.056	168

Lap	Time	SE1	SP1	SE2	SP2	SE3	SP3	Lap	Time	SE1	SP1	SE2	SP2	SE3	SP3
<b>44</b>	Jordan Witt, GBR/ Marcus Clutton, GBR							<b>theoretical besttime: 1:47.757</b>							
1	1:57.082	1:02.288	110	27.757	211	27.037	167	16	1:48.648	55.097	109	27.405	211	26.146	166
2	1:50.996	56.541	109	27.632	214	26.823	167	17	1:59.563	1:05.580	109	27.526	207	26.457	166
3	1:52.264	57.595	107	27.899	214	26.770	168	18	1:52.722	56.325	107	29.186	194	27.211	166
4	1:49.900	55.636	110	27.657	<b>215</b>	26.607	168	19	1:48.503	54.950	111	27.232	211	26.321	164
5	1:49.274	55.616	111	27.321	214	26.337	168	20	1:50.467	56.342	105	27.552	211	26.573	166
6	1:49.195	55.149	111	27.545	213	26.501	167	21	1:49.077	55.773	107	27.222	212	26.082	167
7	1:49.143	55.041	112	27.470	214	26.632	168	22	1:48.636	55.117	110	27.325	211	26.194	169
8	1:48.989	55.590	110	27.207	215	26.192	170	23	1:49.051	55.357	110	27.588	213	26.106	167
9	1:49.219	55.494	112	27.317	214	26.408	168	24	1:48.016	54.845	112	26.980	215	26.191	165
10	1:49.014	55.199	112	27.215	214	26.600	168	25	1:48.855	55.052	108	27.801	214	<b>26.002</b>	167
11	1:48.364	54.971	112	27.125	215	26.268	169	26	1:48.981	55.218	112	27.200	212	26.563	<b>170</b>
12	<b>1:47.991</b>	<b>54.814</b>	<b>113</b>	26.962	215	26.215	169	27	1:48.944	55.295	111	27.327	212	26.322	167
13	1:54.197	55.305	110	<b>26.941</b>	213	31.951		28	1:48.674	55.338	110	27.042	212	26.294	168
14	3:29.593	2:34.564	108	28.333	198	26.696	165								
15	1:51.306	55.908	104	28.717	207	26.681	167								

Lap	Time	SE1	SP1	SE2	SP2	SE3	SP3	Lap	Time	SE1	SP1	SE2	SP2	SE3	SP3
<b>66</b>	Oskar Kroeger, SWE/ Thomas Martinsson, SWE							<b>theoretical besttime: 1:48.185</b>							
1	2:02.266	1:04.974	109	29.183	209	28.109	159	15	1:48.859	55.016	112	27.513	213	26.330	165
2	1:52.429	56.988	109	27.898	214	27.543	164	16	1:55.669	55.990	110	27.461	214	32.218	
3	1:50.799	56.185	108	27.585	215	27.029	166	17	3:27.440	2:30.647	100	29.043	201	27.750	162
4	1:50.002	55.455	111	27.772	215	26.775	165	18	1:56.592	58.757	106	29.621	197	28.214	164
5	1:50.411	55.938	109	27.577	<b>216</b>	26.896	164	19	1:55.219	58.226	102	28.948	201	28.045	162
6	1:50.295	56.052	109	27.644	214	26.599	163	20	1:53.819	57.329	105	28.673	203	27.817	159
7	1:49.851	55.363	112	27.836	213	26.652	163	21	1:54.498	58.252	103	29.003	198	27.243	165
8	1:49.484	55.328	111	27.904	213	26.252	164	22	1:53.621	57.548	104	28.259	210	27.814	157
9	1:49.396	55.526	110	27.653	214	26.217	163	23	1:52.588	56.848	103	28.476	205	27.264	164
10	1:49.363	55.351	108	27.780	212	26.232	164	24	1:53.304	57.445	105	28.283	208	27.576	165
11	1:48.836	55.210	113	27.435	214	26.191	165	25	1:52.973	57.230	106	28.225	209	27.518	164
12	<b>1:48.419</b>	55.208	112	<b>27.201</b>	215	<b>26.010</b>	<b>166</b>	26	1:52.692	56.930	105	28.546	202	27.216	164
13	1:49.153	<b>54.974</b>	112	27.537	215	26.642	162	27	1:52.362	57.291	105	28.120	207	26.951	166
14	1:48.836	55.044	<b>114</b>	27.522	215	26.270	165	28	1:53.239	56.784	99	29.199	213	27.256	161

Lap	Time	SE1	SP1	SE2	SP2	SE3	SP3	Lap	Time	SE1	SP1	SE2	SP2	SE3	SP3
<b>69</b>	Jelle Beelen, NLD/ Marcel Nooren, NLD							<b>theoretical besttime: 1:48.683</b>							
1	2:01.264	1:04.623	99	28.761	204	27.880	165	15	3:18.143	2:22.803	100	28.246	210	27.094	165
2	1:53.265	57.261	107	28.475	210	27.529	166	16	1:52.028	57.212	106	27.873	213	26.943	163
3	1:51.361	56.918	108	27.604	212	26.839	165	17	1:52.409	57.553	103	27.842	214	27.014	168
4	1:50.579	55.741	<b>112</b>	<b>27.385</b>	211	27.453	162	18	1:52.228	57.147	107	28.017	213	27.064	162
5	1:50.243	55.665	109	27.536	214	27.042	165	19	1:50.622	56.122	108	27.696	214	26.804	164
6	1:50.607	56.157	104	27.545	212	26.905	168	20	1:50.743	56.240	109	27.826	213	26.677	168
7	1:50.440	55.739	99	28.071	214	26.630	168	21	1:51.923	56.985	99	27.993	215	26.945	164
8	1:49.654	55.483	111	27.632	213	26.539	168	22	1:51.454	56.624	105	27.808	215	27.022	167
9	1:49.613	55.546	110	27.476	<b>217</b>	26.591	167	23	1:51.675	56.545	107	28.122	211	27.008	166
10	1:50.488	55.943	107	27.593	208	26.952	166	24	1:51.176	56.698	109	27.670	215	26.808	166



# GT4 European Series

## Lap Analysis Race 2

Provisional



Nürburgring, Length: 3629 m

Air temperature: 11.2°C

Track temperature: 12.7°C

Weather condition: Wet

**DMSB** Reg. Nr.: 212/2015

Sunday 16.8.2015 16:25

Lap	Time	SE1	SP1	SE2	SP2	SE3	SP3	Lap	Time	SE1	SP1	SE2	SP2	SE3	SP3
11	1:49.299	55.740	107	27.505	216	<b>26.054</b>	<b>169</b>	25	1:50.720	56.201	106	27.837	213	26.682	168
12	<b>1:49.224</b>	55.330	112	27.519	216	26.375	168	26	1:50.430	55.956	107	27.592	214	26.882	164
13	1:50.373	55.814	110	27.851	215	26.708	166	27	1:50.478	55.901	109	27.751	215	26.826	164
14	1:53.424	<b>55.244</b>	111	27.571	214	30.609		28	1:50.473	55.762	107	27.851	216	26.860	167

### 90 Milton Lundstrom, SWE/ Joakim Soderstrom, SWE

**theoretical besttime: 1:49.348**

1	2:01.584	1:04.846	102	28.775	208	27.963	163	15	3:24.230	2:27.771	104	28.975	195	27.484	162
2	1:52.321	57.012	103	28.070	<b>217</b>	27.239	164	16	1:52.801	57.277	106	28.460	201	27.064	161
3	1:51.111	56.155	107	27.882	213	27.074	164	17	1:51.789	56.830	105	28.036	207	26.923	161
4	1:50.032	55.426	111	27.708	213	26.898	165	18	1:51.083	56.157	104	28.061	208	26.865	163
5	1:50.428	56.017	108	27.607	214	26.804	164	19	1:50.906	56.200	103	27.876	209	26.830	165
6	1:51.200	56.543	106	27.975	215	26.682	<b>166</b>	20	1:51.085	56.079	102	28.106	208	26.900	163
7	1:49.989	55.553	109	27.951	214	<b>26.485</b>	165	21	1:51.788	55.800	106	28.611	200	27.377	164
8	1:49.957	55.335	108	27.992	214	26.630	165	22	1:51.077	56.314	104	27.957	207	26.806	163
9	<b>1:49.749</b>	55.322	109	27.718	215	26.709	164	23	1:50.660	55.815	105	27.858	205	26.987	163
10	1:50.497	56.029	109	27.718	214	26.750	166	24	1:51.501	56.297	105	28.183	200	27.021	162
11	1:51.033	56.749	106	<b>27.578</b>	215	26.706	165	25	1:50.129	<b>55.285</b>	105	27.853	211	26.991	164
12	1:51.061	55.379	111	27.784	215	27.898	165	26	1:50.547	55.868	106	27.751	209	26.928	163
13	1:50.872	56.044	<b>112</b>	27.585	214	27.243	163	27	1:50.568	55.782	106	27.987	208	26.799	165
14	1:58.498	55.876	111	27.632	213	34.990		28	1:51.141	56.142	102	28.053	209	26.946	162

### 96 Duncan Huisman, NLD/ Luc Braams, NLD

**theoretical besttime: 1:46.870**

1	1:55.166	1:00.916	99	27.725	216	26.525	166	16	1:50.847	54.665	108	26.694	218	29.488	
2	1:50.000	55.900	110	27.689	216	26.411	166	17	3:21.106	2:25.466	103	28.864	203	26.776	167
3	1:49.145	55.923	109	<b>26.665</b>	<b>220</b>	26.557	167	18	1:52.957	57.233	102	28.152	207	27.572	164
4	1:49.058	55.789	<b>111</b>	27.106	219	26.163	167	19	1:52.377	56.731	106	28.189	210	27.457	163
5	1:48.032	55.026	107	26.867	218	26.139	167	20	1:52.848	57.503	106	27.962	210	27.383	163
6	1:47.431	54.658	108	26.859	218	25.914	168	21	1:51.436	56.587	103	27.928	209	26.921	166
7	1:47.624	54.809	106	26.906	218	25.909	<b>169</b>	22	1:51.136	56.313	100	27.931	211	26.892	167
8	1:47.660	54.595	110	26.965	218	26.100	166	23	1:50.646	56.182	107	27.800	214	26.664	166
9	1:47.497	54.820	111	26.855	217	25.822	168	24	1:50.508	55.495	106	27.771	214	27.242	165
10	1:47.929	54.573	110	26.986	218	26.370	166	25	1:50.730	56.064	110	27.755	214	26.911	165
11	1:48.857	55.368	101	27.091	219	26.398	168	26	1:50.572	55.771	105	27.827	214	26.974	164
12	1:47.448	<b>54.448</b>	108	26.961	216	26.039	167	27	1:52.215	56.094	108	27.960	213	28.161	162
13	1:47.639	54.617	106	26.867	218	26.155	167	28	1:51.843	56.936	108	27.801	216	27.106	163
14	<b>1:47.099</b>	54.586	110	26.756	217	<b>25.757</b>	168								
15	1:47.557	54.662	109	26.858	217	26.037	167								